



TOP
SECRET

For Mom
and Dad

Ideas for how to stage your elf this season!

1. Marshmallows roasting over an open fire.


a. **Option 1**

- i. Tooth pick
- ii. Marshmallow
- iii. Battery Operated Tea candle



b. **Option 2**


- i. Tooth pick
- ii. Marshmallow
- iii. Pretzel sticks (this can be kindling for your fire.)




2. Elf eating breakfast

a. Bowl of cereal (ideally Cheerios or one that you can spell with_.


- i. Spell the name of your kiddo, the elf, the date, etc.



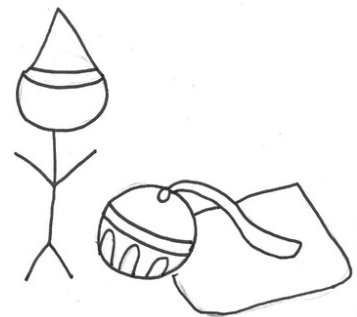
3. Elf playing tic tac toe
 - i. Markers
 - ii. Marshmallow
- b. Set it up so that your kiddos can play.



4. Elf with melted snowman
 - a. Glass of water
 - b. Googly eyes
 - c. Carrot
- d. Note: "I tried to bring you snowman from the North Pole but he melted."



5. Elf with a sleigh bell
 - a. Sleigh Bell
- b. Note: "Santa has noticed that you have been extra good this week. He asked me to deliver this bell from his sleigh to you! Keep up the great work. Santa is proud of you!"



**HAPPY
HOLIDAYS!!!**

